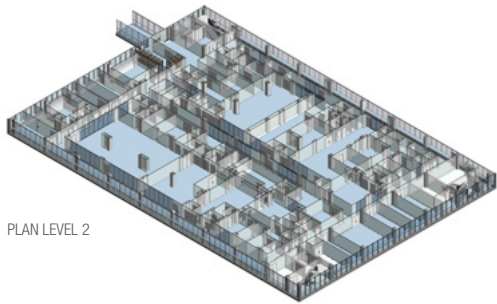


FEASIBILITY STUDIES, SITE MASTER PLANNING & CONCEPTUAL DESIGN



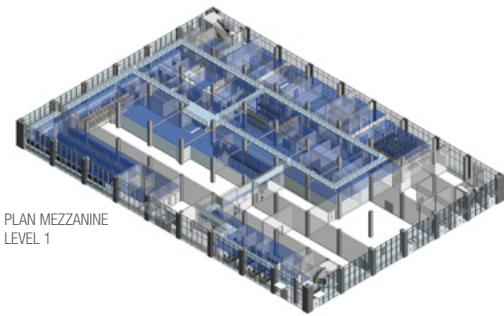
PLAN LEVEL 2

The design phase of a new facility lays the groundwork for the performance of your business. Well-founded conceptual design is crucial to the performance of any new facility because it influences not only your end product's quality but also your cost of production, your ability to deliver on time, and the safety of the operation.

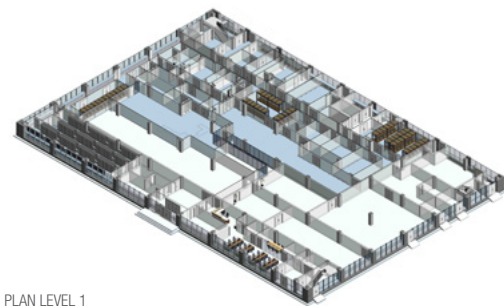
Our engineering design services always employ a comprehensive approach to meet your current & future needs.

- Definition of best working practices
- Technology fit for purpose
- Optimization of capital investment & operating costs
- Assured product quality while achieving optimal manufacturing efficiency
- Compliance with international GMP & industrial safety standards
- Environmental impact

Our conceptual design services will give your project the best possible start.

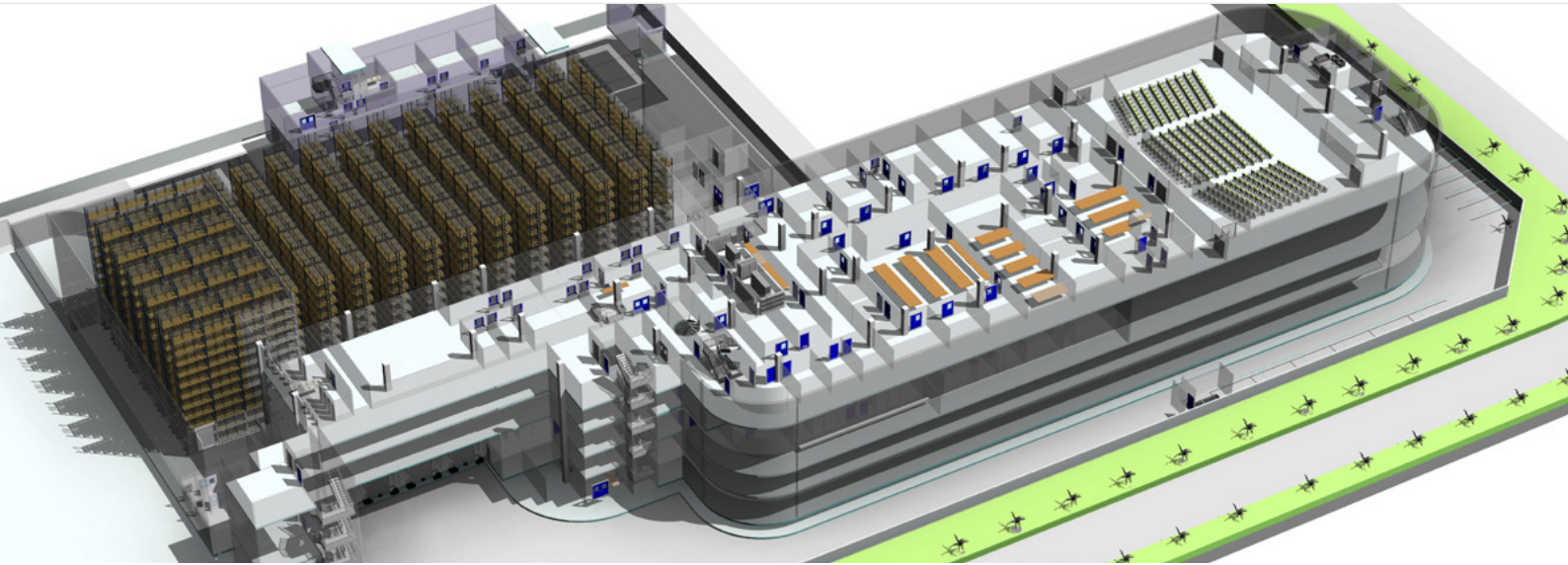


PLAN MEZZANINE
LEVEL 1



PLAN LEVEL 1

TIMELY PLANNING FOR A SMOOTH LAUNCH



Strategic consulting & feasibility studies

We assist you to make critical decisions on your project viability by determining the financial outlay (CAPEX and OPEX), evaluating potential and current market trends, risk assessments, sales forecasts, and competitor analysis.

Site master planning

In this phase, a site investigation will be conducted jointly with you to gather relevant information required to design the building areas, production space, and logistics movement, do the infrastructure planning and optimization for future expansion, as well as to meet regulatory compliance both locally and internationally.

With all these elements taken into consideration, visuals of the new facilities will be developed and presented to you.

Conceptual design

Study defining the purpose of a project, the location and cost assessment. The development stage defining the type, utilization and location of machines, processes, and plant services within a factory to meet output, quality, safety, and regulatory demands; provides the operational philosophy, the layout and cost estimate.

Production building layouts will be developed based on the production equipment and operational requirements, to facilitate smooth production flow and maintenance works. Layouts will also be developed for laboratories, warehouses, offices, and other required support areas.

During this conceptual design phase, the initial project investment cost estimates will be established for our clients.

ENGINEERING | MACHINERY | SERVICES

360° customized industrial solutions

For all addresses and contact information of our local offices please visit our website: www.rieckermann.com. We will be pleased to be of assistance.

CONTACT US TO LEARN MORE

Mr. Mohieb Akkila | Corporate V.P., Industrial Solutions
Phone: +603 7660 9239 | Email: engineering-operations@rieckermann.com

Rieckermann (Malaysia) Sdn. Bhd.
B2-9-01 & B2-9-02, Block B2, Meritus@Oasis Corporate Park, No. 2
Jalan PJU 1A/2, Ara Damansara, 47301 Petaling Jaya, Selangor D.E., Malaysia

